

DIRTY WORK: Organizing a Schoolyard Cleanup



How to Organize a Schoolyard Cleanup (it's really easy, we promise!)

The Awful Truth About Trash

- Does this look familiar to you? Trash everywhere! You see it on the streets, on the ground while you're at practice, even in the hallways of your school.
- You're first idea may be to ignore it. Hey, you didn't put it there, why should you clean it up?



Why You Need to Care



- The average American throws out 5 pounds of trash per day (MWCOCG)
- Over 8,000 volunteers collected 291 tons of trash from over 400 sites at the 2007 Potomac River Watershed Cleanup
- Of that trash, 16% was comprised of materials that could've been recycled
- If we don't stop this trash in our own neighborhoods, it will make its way to the Potomac River, which is the source of drinking water for residents in the Metro DC area.

Get Involved!

- By doing something as easy as a schoolyard cleanup, you are improving the health of your environment
- This presentation will help you understand how to organize a successful and fun (seriously!) schoolyard cleanup!



Things to Know

- The following information highlights some key issues you need to consider before your cleanup



Selecting a site at your school



- Did you get permission from your school principal/administration to have a cleanup in that area? (THIS IS A MUST)
- Who do you want helping at your site?
 - Do you have an adult that's willing to supervise the site?
 - Do you want your cleanup to be open to all volunteers?
 - Do you want only your group/ club to participate?
- Does your site have access to parking?


Pre-game Evaluation

- Before the day of your cleanup it's important to assess your site, which means you need to walk around your site with these considerations in mind:




Accessibility

- Will everyone be able to get to your site?
- Where will volunteers park?
- Is there a track meet/game/event going on near your cleanup date that will change the layout of your site?
- Will it be easy to transport the trash off your site?
(remember this is your responsibility)




Safety

- Are there any hazards such as steep banks, poison ivy, slippery rocks, broken glass or sharp metal objects?



Critter Watch!



- Look out for any sensitive ecological features:
 - Check for animal homes or nests that need to be avoided. Remember, we DO want to get rid of the trash, but let's be sensitive to the little guys that are living in your cleanup site. It's their home, you know!

Site Size



- If your site is really big, divide the area into “mini-sites” with a reliable leader or group in charge of each area.



Register Your Site!

- We want to know about your site! Be sure to follow the steps below to make sure we get all the information about your cleanup:
 - Visit the Alice Ferguson Foundation's Website www.fergusonfoundation.org and click on the Potomac River Watershed Cleanup tab to register your site; or
 - Download a registration form and mail or fax it to AFF; or
 - Call AFF at 301-292-5665 to register over the phone

Once you register you'll be able to get supplies, data sheets, and other important information that will help you plan your cleanup.



Spread the Word



- Recruit Volunteers at your school! We don't want you to do this alone!
 - Post flyers in your area and ask people to join.
 - Ask someone in the office to make an announcement over the PA, or better yet, make one yourself!

Supplies

- AFF will give you stuff!
 - Orange and blue bags (orange for trash, blue for recycling)
 - Gloves
 - Data Sheets
 - Planning Guides and Safety Information



Be sure to call the Alice Ferguson Foundation
at

301- 292-5665 or email

potomaccleanup@fergusonfoundation.org to
coordinate receiving supplies.



Getting Rid of Your Junk



- Arrange for Proper Trash Disposal
 - Talk with your school's janitorial staff to confirm places to set your trash for collection.
 - Ask them when/where it would be convenient for them to pick up your trash.

Picking Up Your Trash

- Blue bags= recyclables
- Orange bags= trash
- Why do we ask you to do this?
 - Education
 - Data Collection




**DON'T FORGET: RECORD YOUR DATA AND
SEND IT TO AFF!**

Data Collection

- While cleaning up your schoolyard, it's important to have at least one member of your group be in charge of data collection:
 - Count the number of orange/ blue bags
 - Record the top 3 brand names you see
 - Estimate the pounds of loose trash you've collected (trash that's so big it can't fit into a bag)

Ginny Harris
Cleanup Coordinator
Phone: 301-292-2665
Fax: 301-292-1070
a.ferguson@fergusonfoundation.org
www.AliceFerguson.org

 Name: _____
Site Number: _____
Phone: _____
Site Name: _____

RESULTS TALLY SHEET
RETURN TO AFF BY 2PM ON APRIL 5

ESTIMATED NUMBER OF VOLUNTEERS: _____

NUMBER OF ORANGE (NON-RECYCLABLE) BAGS: _____

NUMBER OF TIRES: _____

ESTIMATED POUNDS OF LOOSE, UN-BAGGED TRASH (NOT INCLUDING TIRES): _____

NUMBER OF BLUE (RECYCLABLE) BAGS: _____

NUMBER OF BLUE BAGS ACTUALLY RECYCLED: _____

NUMBER OF PLASTIC BAGS (GROCERY AND ZIPLOCK): _____

NUMBER OF TRASH-A-TON PARTICIPANTS: _____

LIST THE TOP THREE (3) BRAND NAMES: _____

INTERESTING ITEMS FOUND: _____

PARTICIPATING GROUPS AND ORGANIZATIONS: _____

CONDITIONS: _____

PRESS RECEIVED: _____

ADDITIONAL COMMENTS/QUESTIONS: _____

Box Weigher Estimates:
Kitchen sink: 30 pounds
Stainless steel 17 pounds
PVC piping 2 inches diameter, 1 foot long, 5 pounds
Metal piping 2 inches diameter, 1 foot long, 1 pound
Refrigerator: 200 pounds
Washer: 120 pounds
Dryer: 120 pounds
TV: 25 pounds or heavier



Safety & HAZMAT

- Read your safety and HAZMAT guidelines
 - Make sure you have a container ready for collecting any hazardous materials and/or sharp stuff
- Don't touch anything that's sharp and pointy
 - We love the enthusiasm, but not as much as you love your fingers
- Wear those gloves
- Liquids need to STAY in those bottles!
 - They're called fisherman's bathrooms for a reason guys...
- When in doubt, ask an adult!



THE END

